

# CC-2B

Asbestos Fireproofing  
Pipe, Boiler & Tank Insulation  
Acoustic Plasters  
Asbestos Transite Panels  
Lead Painted Surfaces

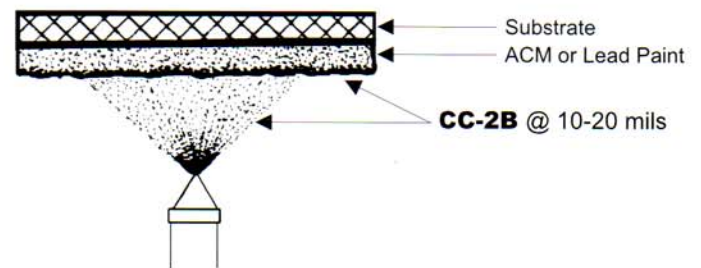
## Encasement & Bridging Compound U.S.E.P.A. Test #35-B

**CC-2B is a water based polyvinyl acetate emulsion which meets all requirements for encasement and encapsulation of asbestos containing materials. In fact, during the testing program conducted for the Environmental Protection Agency, only one product — CC-2B — was described as being "Highly Acceptable." Most other products were either rejected or considered to be just marginally acceptable.**

CC-2B forms a tough, nonporous membrane over the treated area to prevent anything from beneath the newly created surface from becoming airborne. Its smooth, mastic consistency and tremendous adhesion provide quick and easy installation onto many different types of substrates. Upon curing, CC-2B generates a strong, durable surface that is impact resistive to the everyday activities in buildings. CC-2B maintains its superior flexibility to accommodate structural movement and temperature variations without damage to its membrane.

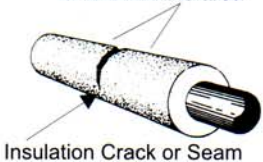
Since 1979, CC-2B has been successfully installed in schools, hotels, hospitals, utility plants, apartment buildings, and commercial and industrial complexes. Its ease of application and track record of success has earned CC-2B the distinction of being the industry's most effective encasement and bridging compound.

### Apply to Contaminated Surfaces

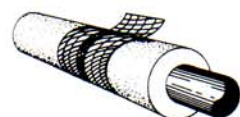


### In-Place Management

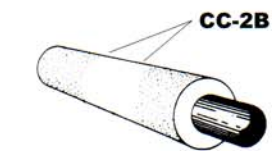
1. Apply **CC-2B** Diluted to tie down the area



2. Apply tack coat **CC-2B** full-strength



3. Embed Elastocloth to reinforce (Optional)



4. Apply Finish Coat (Full strength @ 25 mils)

### Thumbnail Description

- 'A' Flame Spread Classification: ASTM E-84
- Meets smoke and toxic gas emission standards
- Water insoluble when cured
- Resistant to chemicals, oils, heat and abrasives
- Dries to a fine aesthetic finish — no need to topcoat
- Easy to apply by spray, roller, brush or trowel
- Ideal for in-place management programs
- Outstanding adhesion to virtually all surfaces
- Service Temperature Range greater than 200° F
- Available in either spray grade or trowel grade

**(800) 533-0151**

## PRODUCT DATA

Classification	Bridging Encapsulant
U.S.E.P.A. Test Rating Code	Acceptable
Viscosity, cps	5,000-10,000
Percent Solids:	
Weight	60.0
Volume	50.3
Impact Resistance, Inch Pounds:	
Maximum	60
Minimum	52
Smoke Generation, Opt. Density Flame Mode	0.222
Toxic Gas Release:	
CO, % by Volume	0.05
HCL, ppm	80
HCN, ppm	2
NO + NO <sub>2</sub>	20
Flame Resistance:	
Flame Spread (ASTM E162)	17
Flame Spread (ASTM E84)	0
Flame Spread Classification	'A'
Pounds per Gallon, Spray Grade	10.4
Pounds per Gallon, Palm Grade	11.4
pH	8-9
Flash Point	212° F
Application	Spray, Brush, Roller or Trowel
Solubility to water (cured)	Insoluble
Standard Color	White

## EQUIPMENT RECOMMENDATIONS

Spray Pump (Minimum Requirements)	3:1 Ratio 3000 PSI 1 H.P. Motor ¾ GPM
Hose Size	.375" Inner Diameter
Tip Size (No diffuser)	.031 - .035

Clean equipment thoroughly with water following each application.

## APPLICATION SUGGESTIONS

Follow all Federal, State and Local regulations governing the safe handling, treatment and disposal of asbestos and lead containing materials. Refer to Material Safety Data prior to usage. Keep MSDS available during application.

Wear safety, non-skid footwear. Clean equipment thoroughly following each usage. Avoid direct contact with hot surfaces.

Trial applications are recommended to determine the product's desirability and most effective coverage rate.

## TREATING EXISTING SURFACES

1. Remove all loose or hanging material and properly dispose of same.
2. CC-2B is used full-strength for encasement of existing surfaces.
3. Apply a mist coat of 2B onto surface. Allow time to become tacky.
4. Apply a finish coat of 2B to desired thickness, usually 10-20 mils. Final film thickness is dependent upon the type of material being treated and other physical conditions.\* Allow to dry and cure.

\* When treating surfaces that contain lead based paint, the final dry film thickness should be 10-15 mils.

Each pass of the spray gun provides approximately 5 mils of material. Passes of the gun should be made in steady sweeps. Ease up on the spray gun's "trigger" as a pass is completed to avoid a build-up. During application, a criss-cross pattern provides the best finish.

If a pin hole effect appears during the mist coat, complete the mist coat application and allow it to dry. Apply about 10-15 mils of 2B as a second coat. Immediately follow with a heavy paint roller to fill the holes.

## APPROXIMATE COVERAGES

10 Mil Dry Thickness	80 Ft <sup>2</sup> per Gallon
15 Mil Dry Thickness	54 Ft <sup>2</sup> per Gallon
20 Mil Dry Thickness	40 Ft <sup>2</sup> per Gallon
25 Mil Dry Thickness	32 Ft <sup>2</sup> per Gallon



# AMERICAN COATINGS CORPORATION

Serving the Environmental Control Industry Since 1979

3037 NW 60th Street  
Ft. Lauderdale, Florida 33309

Toll Free (800) 533-0151  
Fax (954) 970-3690